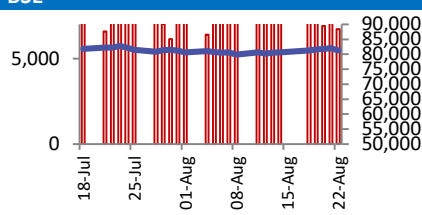
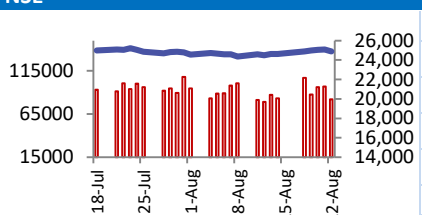


BSE		NSE			
	Open	81377		Open	24900
	High	81450		High	24920
	Low	80686		Low	24690
	Close	80787		Close	24712
	Change	-849		Change	-256
	Volume (Lacs)	8242		Volume(Lacs)	57845
	Turnover (Rs.inCr)	10783		Turnover(Rs.in Cr)	146511

World Markets	Current	Previous	Pt. Chg	Var(%)
Dow	45565	45418	147	0.32%
Dow Futures	45703	45642	61	0.13%
Nasdaq	21590	21544	46	0.21%
FTSE	9256	9266	(10)	-0.11%
Nikkei	42728	42520	208	0.49%
Hang Seng	25048	25202	(154)	-0.61%
Gift Nifty	24660	24698	(38)	-0.15%
Straits Singapore	4253	4246	8	0.18%
South Korea	3201	3187	13	0.42%
Taiwan	24413	24520	(106)	-0.43%
Shanghai	3813	3800	13	0.33%

Commodity Prices	Current	Previous	Pt. Chg	Var(%)
Copper (\$/MT)	9756	9837	(82)	-0.8%
Alumin (\$/MT)	2603	2638	(36)	-1.3%
Zinc (\$/MT)	2762	2814	(52)	-1.8%
Brent Crude (\$/bbl)	68	68	(1)	-0.7%
Gold (\$/Ounce)	3388	3397	(9)	-0.3%
Silver (\$/Ounce)	39	39	0	0.3%
Light Crude (\$/bbl)	64	64	(0)	-0.7%
N G (\$/mmbtu)	3	3	(0)	-0.3%
Sugar (\$/MT)	488	488	0	0.1%
Rubber (Rs./kg)	190	190	0	0.0%
Baltic Dry Index	2046	2041	5	0.2%

Currency Exchange Rate	Current	Previous	Var(%)
Rs./ \$ rate	87.69	87.58	0.12%
Rs./ Euro	102.09	102.42	-0.32%
Rs./Chinese Yuan	12.26	12.26	0.01%
Yen / \$ rate	147.30	147.42	-0.08%
\$ US/Euro	1.17	1.16	0.10%

Dollar Index	Current	Previous	Var(%)
Dollar Index	98.09	98.23	-0.15%

Support/ Resistance Levels for Today		
	Nifty	Bank Nifty Fut
Support 1	24640	54270
Support 2	24570	54000
Resistance	24800	54740

Securities in Ban For Trade
RBLBANK

Market Review

US: The S&P 500 notched a record high close on Wednesday ahead of quarterly results from Nvidia, Wall Street's most closely watched event this week, which will test the rally that has pushed valuations of AI-related companies to levels that some investors view as too high.

Asia: Asia-Pacific markets trade mixed as investors assess China industrial profits data.

India: Indian benchmark indices Sensex and Nifty ended lower on Tuesday, after the United States issued a draft notice to impose tariffs of up to 50% on Indian goods starting Wednesday. **Market is expected to open on a gap down note and likely to witness range bound move during the day.**

Global economy: The AI boom and Trump's trade war are among macro trends leading demand for supply chain financing within the U.S. economy. There has been a recent surge in interest for financing to support data center component suppliers, according to Wells Fargo data. "The need for computing power for data centers is tremendous," said Jeremy Jansen, head of global originations at Wells Fargo Supply Chain Finance. "This goes beyond the bricks-and-mortar. The capex that goes into these facilities, and the power generation to make sure these facilities stay online 24/7, is in the billions of dollars," he added.

Leisure travel to the United States is down this year, but business travel to the country remains stable, according to a report from SAP Concur. The United States was the top destination for global business travelers in the first half of 2025, according to the report. Some 15% of all business air travel bookings were to destinations in the U.S., it showed. That's twice the number of business bookings to Germany (7.7%) and United Kingdom (7.6%), which ranked second and third, respectively, in the report.

Commodities: Oil fell as traders looked past US efforts to force India to quit buying Russian crude, and broader markets carried a risk-off tone.

Gold steady after two-day gain on worries over Fed independence.

Currency: The dollar started Thursday on the back foot as traders added to bets for a Federal Reserve interest rate reduction next month after New York Fed chief John Williams signaled a cut was possible.

FII Derivative Transactions (Rs. Cr)

Contracts	Purchase		Sell		Net	Open Interest (OI)		OI (Previous day)		Change	
	Contract	Value	Contract	Value		Contract	Value	Contract	Value	Contract	Value
Index Future	80187	14926	86878	16229	(1303)	247911	46110	232720	43780	15191	2330
Index Option	7039246	1316332	7014947	1311221	5111	1883389	349946	1685377	316571	198012	33375
Stock Future	1562663	107142	1565567	107107	35	5645629	388949	5704931	397650	(59302)	(8701)
Stock Option	317317	22330	317584	22378	(48)	380671	25675	410910	28169	(30239)	(2494)
Total	8999413	1460730	8984976	1456935	3795	8157600	810680	8033938	786170	123662	24510

FII All Activity-BBG (Rs Cr)		Buy	Sell	Net
19-Aug-25		13933	13946	(12)
20-Aug-25		12505	12803	(298)
21-Aug-25		12804	13366	(562)
22-Aug-25		12165	11825	340
25-Aug-25		10636	12191	(1555)
Month to date- Aug		210228	227330	(17101)
FII (Prov.) (Rs. Cr)		Buy	Sell	Net
20-Aug-25		11600	12700	(1100)
21-Aug-25		14960	13714	1247
22-Aug-25		10179	11802	(1623)
25-Aug-25		9951	12418	(2466)
26-Aug-25		44147	50663	(6516)
Month to date-Aug		240655	275388	(34734)
DII (Prov.) (Rs. Cr)		Buy	Sell	Net
20-Aug-25		14464	12658	1806
21-Aug-25		14515	11969	2546
22-Aug-25		10107	10436	(329)
25-Aug-25		13371	10194	3177
26-Aug-25		22001	14940	7060
Month to date-Aug		255495	179074	76421
FII Debt - BBG (Rs. Cr)		Buy	Sell	Net
19-Aug-25		3309	3503	(194)
20-Aug-25		2621	1566	1055
21-Aug-25		2597	2542	55
22-Aug-25		1972	3191	(1219)
25-Aug-25		2456	1712	745
Month to date- Aug		44432	30868	13563

Market Breadth	BSE		NSE	
	No.	%	No.	%
Advance	1155	27%	686	23%
Decline	2973	70%	2291	76%
Unchanged	119	3%	55	2%

Market Turnover	26-Aug	25-Aug	Var (%)
BSE Cash	6724	16671	-60%
NSE Cash	82241	97001	-15%
NSE Futures	363643	369480	-2%
NSE Options	17407584	13585448	28%
Total (Rs.Cr)	17860192	14068601	27%

Volatility Index	26-Aug	25-Aug
Volatility Index	12.19	11.76

Index PE - TTM	26-Aug	Yr. High	Yr. Low
Sensex	22.7	25.2	20.3
Nifty	21.7	24.4	19.6

Corporate News
Tata Steel injects Rs 3,104 cr into Singapore subsidiary T Steel Holdings

Tata Steel has announced a fresh fund infusion of \$355 mon (Rs 3,104.03 cr) into its wholly owned foreign subsidiary, T Steel Holdings Pte. Ltd., based in Singapore. It has acquired 353.23 cr equity shares of TSHP at a face value of \$0.1005/share. (CNBC)

TCS inks ₹2,130 cr Bengaluru lease, among city's biggest office deals in years

TCS has signed a lease for 1.4 mn sq ft of office space at 360 Business Park in Bengaluru's Electronic City, in one of the city's largest office deals in recent years. The lease covers Towers 5A and 5B, spanning 6.8 lakh sq ft and 7.2 lakh sq ft respectively. The landlord is Labzone Electronics City Pvt Ltd. (ET)

Adani Group Entities get CCI nod to acquire full stake in Jaiprakash Associates

CCI approved the acquisition of Jaiprakash Associates Ltd by Adani Enterprises Limited and Adani Infrastructure and Developers Private Limited through the corporate insolvency resolution process. In its order, the CCI stated: "The acquirers are backed by promoters, management, and other Adani Group companies who have a strong track record in acquiring and turning around distressed companies post-acquisition." (CNBC)

Economy
Focus shifting from recovery to reinvention in telecom sector: Experts

The telecom sector is shifting from recovery to reinvention as tariff-led growth slows. Airtel focuses on consolidation, Vodafone Idea battles debt, and Jio bets big on AI with its JioBrain platform. Analysts say the next phase will hinge on new business models, digital services and innovation. (ET)

Domestic auto component exports to US hit by 50% tariff

Nearly half of India's \$6.6 bn auto component exports to the US now face a 50% tariff under Washington's new trade order, hitting cost competitiveness and supply chains. Firms like Sona BLW, Bharat Forge, and Motherson Sumi brace for impact, with diversification and overseas units key to cushioning losses. (ET)

International
Nvidia stock sinks after data center sales miss forecasts, CEO calls Blackwell demand 'extraordinary'

Nvidia reported Q2 earnings after the bell on Wednesday that beat on the top and bottom lines, though its data center revenue came in just shy of analyst expectations, weighing on the stock in after-hours trading. Co reported Q2 data center revenue topped out at \$41.1 bn. Analysts were expecting \$41.3 bn. Segment revenue was \$26.2 bn in the prior-year period. The numbers didn't include sales of its lower-powered H20 chips into China. (Invst)

Top 5 Nifty Gainers	26-Aug	25-Aug	Var(%)
EICHERMOT	6151	5991	2.7%
HINDUNILVR	2693	2632	2.3%
MARUTI	14714	14452	1.8%
ITC	403	399	1.0%
NESTLEIND	1162	1153	0.8%
Top 5 Nifty Losers	26-Aug	25-Aug	Var(%)
SHRIRAMFIN	595	621	-4.2%
SUNPHARMA	1600	1657	-3.4%
TATASTEEL	155	160	-2.9%
BAJFINANCE	876	901	-2.7%
TRENT	5295	5423	-2.4%

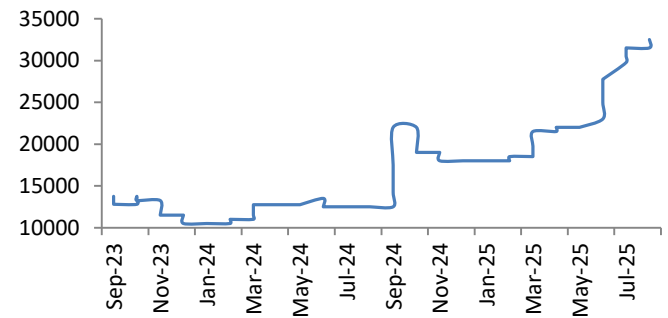
BSE Index Watch	Last	1 day	1 wk	1 mth	1 yr
SENSEX	80787	-1.0%	-1.1%	-0.1%	-1.2%
MIDCAP	45322	-1.3%	-1.2%	-0.7%	-7.4%
SMLCAP	52098	-1.7%	-1.7%	-2.1%	-7.0%
AUTO	56728	-0.4%	-0.6%	7.1%	-3.0%
BANKEK	60695	-1.3%	-2.5%	-2.4%	4.3%
Capital Goods	65879	-1.5%	-1.7%	-3.3%	-10.3%
FMCG	20627	0.6%	0.3%	2.1%	-9.8%
Health Care	44076	-1.7%	-1.2%	-2.7%	3.1%
IT	35357	-0.6%	3.6%	1.4%	-18.2%
METAL	30783	-2.1%	-2.3%	-0.8%	-5.3%
Oil & Gas	25864	-1.5%	-2.1%	-4.1%	-20.6%
Power	6466	-1.5%	-2.3%	-3.3%	-21.6%
Realty	6958	-2.2%	-0.9%	-1.6%	-14.0%

Margin Trading Disclosure (Rs. In Cr)	Last	1 day	1 wk	1 mth	3 mth
Op. Scripwise Outstanding	84065	-8.6%	-7.9%	-8.0%	10.8%
Fresh Exposure	5391	-9.7%	-8.6%	-15.3%	-22.5%
Exposure liquidated	5318	6.2%	-20.7%	-6.9%	-3.2%
Closing Net scripwise outstanding	84138	-9.5%	-7.0%	-8.6%	8.8%

NSE USD Futures	26-Aug	25-Aug	Var (%)
Aug Expiry (Rs./\$)	87.75	87.56	0.2%
Sept Expiry (Rs./\$)	87.00	87.00	0.0%
Total Turnover (Rs. Crore)	5764	6287	-8%

Sectors	TTM PE
Auto	32.2
Auto Ancillary	41.94
Banking	14.13
Engineering	46.76
Cement	68.95
Diamonds & Jewellery	42.31
Housing Finance	23.53
Infrastructure & Const	26.46
Metals-Aluminium	28.6
Metal – Steel	17.64
Oil Expl.	6.73
Pharma	10.17
Power – Gen. Supp.	39.68
Information Tech.	29.05
Sugar	17.48
Telecom Serv. Prov.	38.35
Tyres	33.08

Copra Prices (INR/quintal) (Source: BBG)



10 year G-Sec Yield	Current	Previous	Change
US	4.23%	4.23%	(1) bps
Japan	1.62%	1.63%	(0) bps
India	6.60%	6.60%	0 bps
UK	4.74%	4.74%	(0) bps
Libor 3 Mths	4.85%	4.85%	(0) bps

Indian Eco Data	Current	Previous	Var(%)
Forex Reserve (US\$ in bn)	602	695	-13.4%
Inflation - WPI	-0.58%	-0.13%	(45) bps
Inflation - CPI	1.55%	2.10%	(55) bps

India GDP	Q3FY25	Q2FY25	Var(%)
Growth	7.38%	6.40%	98 bps

Monetary Policy	Current	Previous	Change
Repo Rate	5.50%	5.50%	0 bps
Reverse Repo Rate	3.35%	3.35%	0 bps
CRR	3.00%	4.00%	(100) bps
O/S Banking System Liquidity (Rs bn)	1789	1953	(163.9)

IIP Growth %	Jun-25	Jun-24	Apr-Feb
IIP	1.5	4.9	3.3
Capital Goods	3.5	3.6	7.9
Mining	3.9	3.5	3.8
Manufacturing	-2.6	8.6	2.1
Electricity	-8.7	10.3	0.4

ADR Price Movement

Company	Price (US\$)	Volume	Previous Day Price	Volume	Variance (%)	No. of Share Per ADR	ADR Price (Rs.)	BSE Price	Variance (%)
Infosys Tech	17.36	10264959	17.22	14770208	0.81%	1	1522.21	1529.60	-0.5%
Wipro	2.81	4231200	2.78	3034480	1.08%	1	246.39	252.03	-2.2%
Dr.Reddy's	14.24	515741	14.21	717139	0.21%	1	1248.63	1263.20	-1.2%
ICICI Bank	31.96	3487042	31.86	5481189	0.31%	2	1401.21	1416.60	-1.1%
HDFC Bank	72.29	1544282	72.67	1554221	-0.52%	3	2112.92	973.40	117.1%

GDR's (US\$)

	Prices	Prev. Close	Change	Var %
L&T	40.20	40.25	(0.0)	-0.1%
RIL	62.40	62.40	0.0	0.0%
SBI	92.00	92.40	(0.4)	-0.4%

US Economy Data	Current	Previous
Inflation (%) (YoY)	2.70%	2.70%
Unemployment (%)	4.20%	4.10%

Interest Rate (%)	Current	Previous
Fed Rate	4.50%	4.50%

US GDP	Q2CY25	Q1CY25
Growth (QoQ Annualized)	3.00%	-0.50%

China Economy Data	Current	Previous
GDP	5.20%	5.40%
Inflation – CPI (%)	0.00%	0.10%

Economic Calendar

	Date
Indian GDP Data	29 Aug
Indian Inflation Data CPI	12 Sep
Indian Inflation Data WPI	15 Sep
Indian Monetary Policy	01 Oct
India's Industrial Production (IIP)	28 Aug
US Inflation Data	11 Sep
US GDP	28 Aug
US Unemployment Data	05 Sep
US Fed Rate	17 Sep
China GDP	20 Oct
China Inflation Data	10 Sept

Event Update

Name	Date	Purpose
Bajaj Steel Industries Ltd.	27/08/25	Rs.1.00 per share(20%)Final Dividend
Emami Paper Mills Ltd.	27/08/25	Rs.1.60 per share(80%)Final Dividend
HDFC Bank Ltd.	27/08/25	Bonus issue
Jay Bharat Maruti Ltd.	27/08/25	Rs.0.70 per share(35%)Final Dividend
JBM Auto Ltd.	27/08/25	Rs.0.85 per share(85%)Final Dividend
MAS Financial Services Ltd.	27/08/25	Rs.0.70 per share(7%)Final Dividend
Premco Global Ltd.	27/08/25	Rs.2.00 per share(20%)Final Dividend
SKM Egg Products Export (India) Ltd.	27/08/25	Rs.1.50 per share(15%)Final Dividend
Vedanta Ltd.	27/08/25	Second Interim Dividend
Abirami Financial Services (India) Ltd.	28/08/25	Rs.1.50 per share(15%)Dividend
Aster DM Healthcare Ltd.	28/08/25	Rs.1.00 per share(10%)Final Dividend
Diamines & Chemicals Ltd.	28/08/25	Rs.1.00 per share(10%)Final Dividend
Gujarat Pipavav Port Ltd.	28/08/25	Rs.4.20 per share(42%)Final Dividend
Jyothy Labs Ltd.	28/08/25	Rs.3.50 per share(350%)Final Dividend
Magna Electro Castings Ltd.	28/08/25	Rs.6.00 per share(60%)Final Dividend
Mitsu Chem Plast Ltd.	28/08/25	Rs.0.20 per share(2%)Final Dividend
Oriental Rail Infrastructure Ltd.	28/08/25	Rs.0.10 per share(10%)Final Dividend
Procter & Gamble Hygiene and Health Care Ltd.	28/08/25	Rs.65.00 per share(650%)Final Dividend
Quality Foils (India) Ltd.	28/08/25	35th Annual General Meeting
Route Mobile Ltd.	28/08/25	Rs.2.00 per share(20%)Final Dividend
Speciality Restaurants Ltd.	28/08/25	Rs.1.00 per share(10%)Final Dividend
Vedant Fashions Ltd.	28/08/25	Rs.8.00 per share(800%)Final Dividend
Alfred Herbert (India) Ltd.	29/08/25	Rs.5.00 per share(50%)Final Dividend
Asian Hotels (East) Ltd.	29/08/25	Rs.1.00 per share(10%)Dividend
Bikaji Foods International Ltd.	29/08/25	Rs.1.00 per share(100%)Final Dividend
Black Box Ltd.	29/08/25	Rs.1.00 per share(50%)Final Dividend
Cantabil Retail India Ltd.	29/08/25	Rs.0.50 per share(25%)Final Dividend
DK Enterprises Global Ltd.	29/08/25	Dividend
Ganesh Housing Corporation Ltd.	29/08/25	Rs.5.00 per share(50%)Dividend
Harsha Engineers International Ltd.	29/08/25	Rs.1.00 per share(10%)Final Dividend
IRB Infrastructure Developers Ltd.	29/08/25	Rs.0.07 per share(7%)Interim Dividend
NBCC (India) Ltd.	29/08/25	Rs.0.14 per share(14%)Final Dividend
Premier Energies Ltd.	29/08/25	Rs.0.50 per share(50%)Final Dividend
Protean e-Gov Technologies Ltd.	29/08/25	Rs.10.00 per share(100%)Final Dividend
Royal Orchid Hotels Ltd.	29/08/25	Rs.2.50 per share(25%)Final Dividend
Salzer Electronics Ltd.	29/08/25	Rs.2.50 per share(25%)Final Dividend
Shetron Ltd.	29/08/25	Rs.1.00 per share(10%)Final Dividend
Shilp Gravures Ltd.	29/08/25	Rs.2.10 per share(21%)Final Dividend
Steelcast Ltd.	29/08/25	Stock Split from Rs.5/- to Re.1/-
Suyog Telematics Ltd.	29/08/25	Rs.1.80 per share(18%)Final Dividend
Uniphos Enterprises Ltd.	29/08/25	Rs.0.50 per share(25%)Dividend
Vijaya Diagnostic Centre Ltd.	29/08/25	Rs.2.00 per share(200%)Final Dividend
Wealth First Portfolio Managers Ltd.	29/08/25	Dividend
Whirlpool Of India Ltd.	29/08/25	Rs.5.00 per share(50%)Final Dividend
Yuken India Ltd.	29/08/25	Rs.1.50 per share(15%)Dividend
Zee Entertainment Enterprises Ltd.	29/08/25	Rs.2.43 per share(243%)Final Dividend
Haryana Leather Chemicals Ltd.	30/08/25	Rs.1.00 per share(10%)Final Dividend
Morepen Laboratories Ltd.	30/08/25	Rs.0.20 per share(10%)Final Dividend
Nitin Spinners Ltd.	30/08/25	Rs.3.00 per share(30%)Final Dividend

Bulk Deal As On 26/08/25

BSE					
Security Code	Security Name	Client Name	Deal	Quantity	Price
542865	ANUROOP	AMARNATH MATADIN SHARMA	S	242753	16.87
539175	BLUEGOD	GREEN PEAKS ENTERPRISES LLP	S	280875	32.67
539175	BLUEGOD	GREEN PEAKS ENTERPRISES LLP	B	293625	32.67
539175	BLUEGOD	MOONLIGHT MULTITRADE LLP	B	1274198	32.67
538868	CSL	ARVINDKULHARI	S	142807	18.43
539596	DELTA	PAWAN KUMAR MITTAL	S	50000	14
526473	ELEFLOR	ABHISHEK DWIVEDI	B	143233	7.1
526473	ELEFLOR	BHAVISHYA ECOMMERCE PRIVATE LIMITED	S	249381	7.19
526473	ELEFLOR	BHAVISHYA ECOMMERCE PRIVATE LIMITED	B	47913	6.68
531502	ESARIND	MIHIR CHANDRAKANT KOTECHEA	S	108826	16.95
539224	HCKKVENTURE	GAURAV AGARWAL	B	48911	31.84
539224	HCKKVENTURE	MANSI SHARE AND STOCK BROKING PRIVATE LIMITED	S	25000	31.83
526967	HEERAISP	DEALMONEY COMMODITIES PRIVATE LIMITED	B	309000	8.04
526967	HEERAISP	DHARMESHKUMAR RAMESHCHANDRA MISTRY	S	350000	8.04
524614	INDXTRA	UNLISTED ASSETS PRIVATE LIMITED	S	769668	4.7
540515	KANUNGO	GAURANG MANUBHAI SHAH	B	56280	8.61
540515	KANUNGO	NISHANT P GEVARIYA	S	100000	8.61
537707	LADDU	ANITA AGGARWAL	B	1000000	3.01
537707	LADDU	KAIVAN KAMLESH SHAH	S	1481000	3.01
537707	LADDU	KUNJAL SANJAYKUMAR MEHTA	S	1133335	3.01
537707	LADDU	NEELACHIRAGSARVAIYA	S	833355	3.01
537707	LADDU	SMITJIGNESHKUMARSHAH	S	745910	3.01
544489	LGT	NEO APEX VENTURE LLP	B	66000	82.14
544489	LGT	YAVA CORP GLOBAL LIMITED	B	78000	85.6
511714	NIMBSPROJ	MEENAL AGGARWAL	S	500000	212
511714	NIMBSPROJ	MEENAL AGGARWAL	S	500000	212
511714	NIMBSPROJ	SAMYAKTVA CONSTRUCTION LLP	B	500000	212
511714	NIMBSPROJ	SAMYAKTVA CONSTRUCTION LLP	B	500000	212
539143	PANTH	JAYESH AMRATLAL SHAH	S	200000	8.55
524628	PARKERAC	MUKESHKUMAR JAGADISHBHAI ACHARYA	B	31960	15.55
524628	PARKERAC	SAROJBEN BHAGVATPRASAD PATEL	S	32774	15.55
530361	PRABHHANS	SATNAM SINGH	S	70537	77.14
505502	PSITINFRA	MANMAL MARKETING LIMITED	S	359525	1.48
538452	QUASAR	PRAS INVESTMENT PRIVATE LIMITED	S	2410880	0.44
511577	SAVFI	CHINMAYSATISHPASEBAND	S	65100	17.03
543366	SBLI	ANKIT SHARMA	S	12000	37.3
539574	SCL	BLUE BELL FINANCE LTD	S	46497198	0.2
539574	SCL	INTELLECTUAL BUILDERS PRIVATE LIMITED	S	67800000	0.2
526841	SHAKTIPTR	UDAY R SHAH HUF	B	18000	27.37
539584	SIPTL	VALLIYAPPANLAKSHMANAN	B	5000000	0.35
542146	SKIFL	ALTIZEN VENTURES LLP	S	25000	56.8
542146	SKIFL	ALTIZEN VENTURES LLP	B	80000	53.17
523752	TIHIL	D3 STOCK VISION LLP	B	508847	18.36
523752	TIHIL	D3 STOCK VISION LLP	S	533847	18.35
523752	TIHIL	GREEN PEAKS ENTERPRISES LLP	S	390524	18.35
523752	TIHIL	GREEN PEAKS ENTERPRISES LLP	B	459524	18.36
523752	TIHIL	PARNIT VENTURES PRIVATE LIMITED	S	1271015	18.36
523752	TIHIL	PARNIT VENTURES PRIVATE LIMITED	B	1271015	18.36
523752	TIHIL	SHAH JAYDEEP SURESHKUMAR	S	4057240	18.36
523752	TIHIL	SHAH JAYDEEP SURESHKUMAR	B	4031240	18.35
538464	TPROJECT	ARNAV FINANCIAL SERVICES PRIVATE LIMITED	B	500000	4.03
538464	TPROJECT	MOREPLUS MERCHANTS PRIVATE LIMITED	S	578926	4.03
539798	UMIYA	BEENA PRAVINSINH VAGHELA	S	92350	24.77

539798	UMIYA	PATEL BHARATKUMAR P	S	200000	24.77
539798	UMIYA	SW CAPITAL PRIVATE LIMITED	B	200000	24.77
542803	VEL	PIYUSH SECURITIES PVT LTD	S	55000	20.83
539761	VKAL	RUSHABH PRAFUL SATRA	S	2300000	4.35
506122	VOLKAI	F3 ADVISORS PRIVATE LIMITED	S	6521	131
506122	VOLKAI	SHREYANS SHANTILAL SHAH	B	8000	131

NSE					
Security Code	Security Name	Client Name	Deal	Quantity	Price
542865	ANUROOP	AMARNATH MATADIN SHARMA	S	242753	16.87
539175	BLUEGOD	GREEN PEAKS ENTERPRISES LLP	S	280875	32.67
539175	BLUEGOD	GREEN PEAKS ENTERPRISES LLP	B	293625	32.67
539175	BLUEGOD	MOONLIGHT MULTITRADE LLP	B	1274198	32.67
538868	CSL	ARVINDKULHARI	S	142807	18.43
539596	DELTA	PAWAN KUMAR MITTAL	S	50000	14
526473	ELEFLOR	ABHISHEK DWIVEDI	B	143233	7.1
526473	ELEFLOR	BHAVISHYA ECOMMERCE PRIVATE LIMITED	S	249381	7.19
526473	ELEFLOR	BHAVISHYA ECOMMERCE PRIVATE LIMITED	B	47913	6.68
531502	ESARIND	MIHIR CHANDRAKANT KOTECHEA	S	108826	16.95
539224	HCKKVENTURE	GAURAV AGARWAL	B	48911	31.84
539224	HCKKVENTURE	MANSI SHARE AND STOCK BROKING PRIVATE LIMITED	S	25000	31.83
526967	HEERAISP	DEALMONEY COMMODITIES PRIVATE LIMITED	B	309000	8.04
526967	HEERAISP	DHARMESHKUMAR RAMESHCHANDRA MISTRY	S	350000	8.04
524614	INDXTRA	UNLISTED ASSETS PRIVATE LIMITED	S	769668	4.7
540515	KANUNGO	GAURANG MANUBHAI SHAH	B	56280	8.61
540515	KANUNGO	NISHANT P GEVARIYA	S	100000	8.61
537707	LADDU	ANITA AGGARWAL	B	1000000	3.01
537707	LADDU	KAVAN KAMLESH SHAH	S	1481000	3.01
537707	LADDU	KUNJAL SANJAYKUMAR MEHTA	S	1133335	3.01
537707	LADDU	NEELACHIRAGSARVAIYA	S	833355	3.01
537707	LADDU	SMITJIGNESHKUMARSHAH	S	745910	3.01
544489	LGT	NEO APEX VENTURE LLP	B	66000	82.14
544489	LGT	YAVA CORP GLOBAL LIMITED	B	78000	85.6
511714	NIMBSPROJ	MEENAL AGGARWAL	S	500000	212
511714	NIMBSPROJ	MEENAL AGGARWAL	S	500000	212
511714	NIMBSPROJ	SAMYAKTVA CONSTRUCTION LLP	B	500000	212
511714	NIMBSPROJ	SAMYAKTVA CONSTRUCTION LLP	B	500000	212
539143	PANTH	JAYESH AMRATLAL SHAH	S	200000	8.55
524628	PARKERAC	MUKESHKUMAR JAGADISHBHAI ACHARYA	B	31960	15.55
524628	PARKERAC	SAROJBEN BHAGVATPRASAD PATEL	S	32774	15.55
530361	PRABHHANS	SATNAM SINGH	S	70537	77.14
505502	PSITINFRA	MANMAL MARKETING LIMITED	S	359525	1.48
538452	QUASAR	PRAS INVESTMENT PRIVATE LIMITED	S	2410880	0.44
511577	SAVFI	CHINMAYSATISHPASEBAND	S	65100	17.03
543366	SBLI	ANKIT SHARMA	S	12000	37.3
539574	SCL	BLUE BELL FINANCE LTD	S	46497198	0.2
539574	SCL	INTELLECTUAL BUILDERS PRIVATE LIMITED	S	67800000	0.2
526841	SHAKTIPR	UDAY R SHAH HUF	B	18000	27.37
539584	SIPTL	VALLIAPPANLAKSHMANAN	B	5000000	0.35
542146	SKIFL	ALTIZEN VENTURES LLP	S	25000	56.8
542146	SKIFL	ALTIZEN VENTURES LLP	B	80000	53.17
523752	TIHIL	D3 STOCK VISION LLP	B	508847	18.36
523752	TIHIL	D3 STOCK VISION LLP	S	533847	18.35
523752	TIHIL	GREEN PEAKS ENTERPRISES LLP	S	390524	18.35
523752	TIHIL	GREEN PEAKS ENTERPRISES LLP	B	459524	18.36
523752	TIHIL	PARNIT VENTURES PRIVATE LIMITED	S	1271015	18.36
523752	TIHIL	PARNIT VENTURES PRIVATE LIMITED	B	1271015	18.36

523752	TIHIL	SHAH JAYDEEP SURESHKUMAR	S	4057240	18.36
523752	TIHIL	SHAH JAYDEEP SURESHKUMAR	B	4031240	18.35
538464	TPROJECT	ARNAV FINANCIAL SERVICES PRIVATE LIMITED	B	500000	4.03
538464	TPROJECT	MOREPLUS MERCHANTS PRIVATE LIMITED	S	578926	4.03
539798	UMIYA	BEENA PRAVINSINH VAGHELA	S	92350	24.77
539798	UMIYA	PATEL BHARATKUMAR P	S	200000	24.77
539798	UMIYA	SW CAPITAL PRIVATE LIMITED	B	200000	24.77
542803	VEL	PIYUSH SECURITIES PVT LTD	S	55000	20.83
539761	VKAL	RUSHABH PRAFUL SATRA	S	2300000	4.35
506122	VOLKAI	F3 ADVISORS PRIVATE LIMITED	S	6521	131
506122	VOLKAI	SHREYANS SHANTILAL SHAH	B	8000	131

Disclosure:

Research Reports that are published by Nirmal Bang Securities Private Limited (hereinafter referred to as "NBSPL") are for private circulation only. NBSPL is a registered Research Analyst under SEBI (Research Analyst) Regulations, 2014 having Registration no. INH000001766. NBSPL is also a registered Stock Broker with National Stock Exchange of India Limited, BSE Limited, Metropolitan Stock Exchange of India Limited, Multi Commodity Exchange of India Limited and , National Commodity and Derivative Exchange Limited in Capital Market , Equity and Commodities derivatives segments and Currency Derivatives Segment .

NBSPL has other business divisions with independent research teams separated by Chinese walls, and therefore may, at times, have different or contrary views on stocks and markets.

NBSPL or its associates have not been debarred / suspended by SEBI or any other regulatory authority for accessing / dealing in securities Market since last 20 years. NBSPL, its associates or analyst or his relatives do not hold any financial interest (Except Investment) in the subject company. NBSPL or its associates or Analyst do not have any conflict or material conflict of interest at the time of publication of the research report with the subject company. NBSPL or its associates or Analyst or his relatives may or may not hold beneficial ownership of 1% or more in the subject company at the end of the month immediately preceding the date of publication of this research report.

NBSPL or its associates / analyst has not received any compensation / managed or co-managed public offering of securities of the company covered by Analyst during the past twelve months. NBSPL or its associates have not received any compensation or other benefits from the company covered by Analyst or third party in connection with the research report. Analyst has not served as an officer, director or employee of Subject Company. NBSPL / analyst has not been engaged in market making activity of the subject company.

Analyst Certification: The research analysts and authors of these reports, hereby certify that the views expressed in this research report accurately reflects my/our personal views about the subject securities, issuers, products, sectors or industries. It is also certified that no part of the compensation of the analyst(s) was, is, or will be directly or indirectly related to the inclusion of specific recommendations or views in this research. The analyst(s) principally responsible for the preparation of this research report and has taken reasonable care to achieve and maintain independence and objectivity in making any recommendations.

Disclaimer:

The Research Report is for the personal information of the authorized recipient and does not construe to be any investment, legal or taxation advice. NBSPL is not soliciting any action based upon it. Nothing in the research report shall be construed as a solicitation to buy or sell any security or product, or to engage in or refrain from engaging in any such transaction. In preparing the research report, we did not take into account the investment objectives, financial situation and particular needs of the reader.

The research report has been prepared for the general use of the clients of NBSPL and must not be copied, either in whole or in part, or distributed or redistributed to any other person in any form. If you are not the intended recipient you must not use or disclose the information in the research report in any way. Though disseminated to all the customers simultaneously, not all customers may receive the research report at the same time. NBSPL will not treat recipients as customers by virtue of their receiving the research report. The research report is not directed or intended for distribution to or use by any person or entity resident in a state, country or any jurisdiction, where such distribution, publication, availability or use would be contrary to law, regulation or which would subject NBSPL & its group companies to registration or licensing requirements within such jurisdictions.

The report is based on the information obtained from sources believed to be reliable, but we do not make any representation or warranty that it is accurate, complete or up-to-date and it should not be relied upon as such. We accept no obligation to correct or update the information or opinions in it. NBSPL or any of its affiliates or employees shall not be in any way responsible for any loss or damage that may arise to any person from any inadvertent error in the information contained in the research report. NBSPL or any of its affiliates or employees do not provide, at any time, any express or implied warranty of any kind, regarding any matter pertaining to this report, including without limitation the implied warranties of merchantability, fitness for a particular purpose, and non-infringement. The recipients of the research report should rely on their own investigations.

This information is subject to change without any prior notice. NBSPL reserves its absolute discretion and right to make or refrain from making modifications and alterations to this statement from time to time. Nevertheless, NBSPL is committed to providing independent and transparent recommendations to its clients, and would be happy to provide information in response to specific client queries.

Before making an investment decision on the basis of research report, the reader needs to consider, with or without the assistance of an adviser, whether the advice is appropriate in light of their particular investment needs, objectives and financial circumstances. There are risks involved in securities trading. The price of securities can and does fluctuate, and an individual security may even become valueless. International investors are reminded of the additional risks inherent in international investments, such as currency fluctuations and international stock market or economic conditions, which may adversely affect the value of the investment. Opinions expressed are subject to change without any notice. Neither the company nor the director or the employees of NBSPL accept any liability whatsoever for any direct, indirect, consequential or other loss arising from any use of the research report and/or further communication in relation to the research report. Here it may be noted that neither NBSPL, nor its directors, employees, agents or representatives shall be liable for any damages whether direct or indirect, incidental, special or consequential including lost revenue or lost profit that may arise from or in connection with the use of the information contained in the research report.

Copyright of this document vests exclusively with NBSPL.

Our reports are also available on our website

Registration granted by SEBI and certification from NISM in no way guarantee performance of NBSPL or provide any assurance of returns to investors.

Nirmal Bang Research (Division of Nirmal Bang Securities Pvt. Ltd.)

B-2, 301/302, Marathon Innova,
Opp. Peninsula Corporate Park
Off. Ganpatrao Kadam Marg
Lower Parel(W), Mumbai-400013
Board No. : 91 22 6723 8000/8001
Fax. : 022 6723 8010